

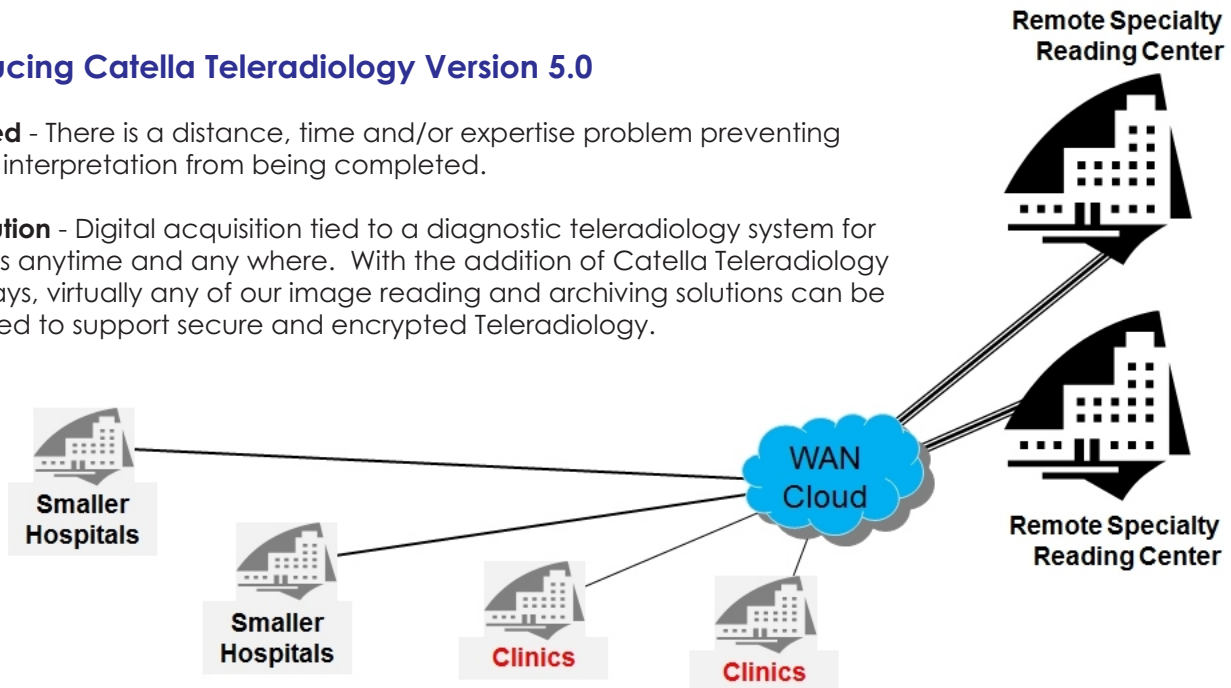
CATELLA[®] TELERADIOLOGY SOLUTIONS

Powered by
AMD Technologies, Inc.

Introducing Catella Teleradiology Version 5.0

The Need - There is a distance, time and/or expertise problem preventing primary interpretation from being completed.

The Solution - Digital acquisition tied to a diagnostic teleradiology system for readings anytime and any where. With the addition of Catella Teleradiology Gateways, virtually any of our image reading and archiving solutions can be upgraded to support secure and encrypted Teleradiology.



Teleradiology can start small and grow.

Catella Teleradiology 5.0 is comprised of several core software components: Catella PACS Server, Catella Teleradiology Gateway, and a combination of Catella Diagnostic Workstations and Catella PACS Browser Viewers.

Catella PACS Server - Our powerful rules-based system routes patient images and studies to multiple destinations. These rules can be based on modality, time, institution and referring physician, to name a few of the choices.

Our GUI interface now allows the user to control all aspects of their set-up. The Server control allows administrators to customize each user's reading experience - from which studies are available, to the way the images are displayed, to the information displayed, to the type and number of specialty worklists.

If you need to archive images, consider making a duplicate back-up. Catella Teleradiology 5.0 can be designed with automated image back-up. We offer a variety of back-up systems, including removable USB drives, hot swap drives and duplicate archives.

Catella Teleradiology Gateway - Our Gateways run on simple standard PC's linking the private local network with the more open public network. The Gateways provide encryption for security and compression for transmission speed.

Catella Diagnostic Workstations - This software can act as a Remote Primary Diagnostic reading workstation or it can allow the reader to create a short-term or ad hoc archive for particular studies. This software includes all of the imaging tools of versions and adds features in several key areas. These include the ability to compare images across series and studies, create multiple custom worklists, create unlimited hanging protocols (even "on-the-fly"), and access a nearly unlimited number of image servers/archives. For Teleradiology, Catella 5.0 Workstations now have a built-in, template-based reporting module that allows creation of customized templates for reports on any study type. Images can also be included in reports.

For customers who need to provide physical media to patients or referring physicians, Catella supports print to film, print to paper, as well as simple CD/DVD production.



800-423-3535
www.amdtechnologies.com

Specifications and prices subject to change without notice. © 2013, AMD. Printed in USA
218 Bronwood Avenue, Los Angeles, CA 90049-3104 USA
800.423.3535 * 310.471.8900 * fax:310.471.8900

Document No. 350-4-540 Rev. 01

CATELLA[®] TELERADIOLOGY SOLUTIONS

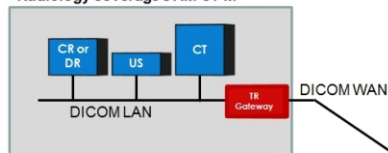
Powered by
AMD Technologies, Inc.

Catella Browser-Based Viewing - For customers who need multiple reading sites, but where installing dedicated workstations is impractical, Catella 5.0 now offers browser-based viewing that can be installed on virtually any Windows PC.

Using a SSL license from your Internet provider, Catella Browser-Based Viewing can provide a powerful diagnostic Teleradiology solution with the same viewing features as our traditional diagnostic workstation. This approach can lower costs by reducing hardware requirements and supporting concurrent-user licenses.

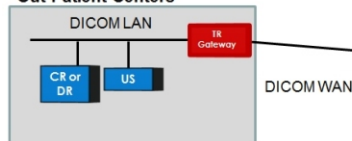
This same system allows referring physicians access to image studies and reports.

Small Hospital or Large Clinic
Radiology coverage 8 AM-5 PM

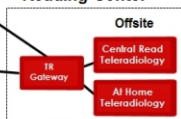


The result is reading and consultations after hours or as patients are imaged!

Private Offices, Clinics and Out Patient Centers



Reading Center



Teleradiology serves many purposes.

Teleradiology can be implemented to support an individual Radiologist reading after hours from home, or as a complete Image Management solution. You can use Catella Teleradiology as an extension of your existing PACS solution.

If you just let us know your specific need, we can help understand how best to implement this solution.

What does this all cost?

Catella PACS products don't cost an arm and a leg. Our pricing includes pre-planning meetings and interfacing with your modality providers. To complete your system, let's discuss your hardware needs and configure a solution that is right for you.

Optional Advanced Line Analysis (ALA) - For



orthopedic and other professionals there has always been a missing element in digital imaging: a program to do line analysis as easily and quickly with digital images as it had been done with films. Catella ALA provides a high performance and cost-

effective answer. The ALA solution can import DICOM or JPG images with equal ease. Using the interactive guide, the user clicks on the key landmarks and the analysis will be displayed on the screen. Even the most complex techniques can be completed in less than one minute. Once completed, lines and points can easily be moved to make any necessary alterations.

Optional Film Scanning - Teleradiology often starts by digitizing film. Initially this can be to support a remote ER or ICU unit, but often it is the first step for Teleradiology delivering fully diagnostic image quality. Over time this same solution can also be used to digitize prior film-based studies as a facility moves to PACS. Catella 5.0 has integrated software for VIDAR film digitizers and a variety of video capture devices for films or images.



Who is AMD Technologies?

The owners of AMD Technologies have been in the radiology imaging business for over thirty years helping medical, dental and veterinary professionals. AMD Technologies (or "AMD") has Catella networks servicing 2,500-bed hospitals, as well as one-person offices.

Our PACS solutions are known for their scalability, their intuitive user interface, and their reliability. Our staff is known for its technical expertise and its superior customer support.



800-423-3535
www.amdtechnologies.com

Specifications and prices subject to change without notice. © 2013, AMD. Printed in USA
218 Bronwood Avenue, Los Angeles, CA 90049-3104 USA
800.423.3535 * 310.471.8900 * fax:310.471.8900

Document No. 350-4-540 Rev. 01